




QUARTERLY REPORT OF REVENUE AND OTHER RECEIPTS
As at the Quarter Ending December 31, 2024

Department : State Universities and Colleges (SUCs)
 Agency/Entity : Tarlac State University
 Operating Unit : < not applicable >
 Organization Code (UACS) : 08 037 0000000
 Fund Cluster : 05 - Internally Generated Funds

Classification/Sources of Revenue and Other Receipts	UACS CODE	REVENUE TARGET (Annual) per BESF	Actual Revenue and Other Receipts Collections					Cumulative Remittance/Deposits to Date			Variance		Remarks
			1st Quarter Ending March 31	2nd Quarter Ending June 30	3rd Quarter Ending September 30	4th Quarter Ending December 31	Total	Remittance to BTr	Deposited with AGDB	Total	Amount	%	
1	2	3	4	5	6	7	8=(4+5+6+7)	9	10	11=(9+10)	12=(8-3)	13=(12/3)	14
Internally Generated Funds		312,294,000.00	141,169,294.47	18,516,330.73	143,568,230.71	32,994,001.11	336,247,857.02	0.00	0.00	0.00	23,953,857.02	8 %	
Revenue Collections		312,294,000.00	141,169,294.47	18,516,330.73	143,568,230.71	32,994,001.11	336,247,857.02	0.00	0.00	0.00	23,953,857.02	8 %	
Cash Revenue		312,294,000.00	141,169,294.47	18,516,330.73	143,568,230.71	32,994,001.11	336,247,857.02	0.00	0.00	0.00	23,953,857.02	8 %	
Non-Tax		312,294,000.00	141,169,294.47	18,516,330.73	143,568,230.71	32,994,001.11	336,247,857.02	0.00	0.00	0.00	23,953,857.02	8 %	
Tuition Fees	4020201001	288,794,000.00	132,110,797.97	12,098,892.96	135,083,604.33	27,307,908.11	306,601,003.37	0.00	0.00	0.00	17,807,003.37	6 %	
Income Collected from Students	4020201002	12,000,000.00	7,144,689.89	3,290,610.23	7,276,781.40	3,024,903.11	20,736,984.63	0.00	0.00	0.00	8,736,984.63	73 %	
Income from Other Sources	4020201003	9,000,000.00	1,352,127.58	2,245,216.70	840,333.07	2,573,219.44	7,010,896.79	0.00	0.00	0.00	(1,989,103.21)	-22 %	
Others	4020221099	2,500,000.00	561,679.03	881,810.84	367,511.91	87,970.45	1,898,972.23	0.00	0.00	0.00	(601,027.77)	-24 %	
GRAND TOTAL		312,294,000.00	141,169,294.47	18,516,330.73	143,568,230.71	32,994,001.11	336,247,857.02	0.00	0.00	0.00	23,953,857.02	8 %	

Certified Correct: 
 RYAN R. RONQUILLO, CPA
 ACCOUNTANT
 Date: 2025-01-28 05:24:03 PM

Recommending Approval: 
 JOHN ERWIN C. PANLILIO, CPA
 CHIEF FINANCE OFFICER
 Date: 2025-01-28 05:35:47 PM

0.00 Approved By: 
 DR. ARNOLD E. VELASCO
 AGENCY HEAD
 Date: 2025-01-28 05:42:22 PM