

**SUMMARY OF APPROVED BUDGET, UTILIZATIONS, DISBURSEMENTS AND BALANCES BY OBJECT OF EXPENDITURES**  
**(For Off-Budgetary Funds)**  
**As at the Quarter Ending March 31, 2022**

Department : State Universities and Colleges (SUCs)  
 Agency/Entity : Tarlac State University  
 Operating Unit : < not applicable >  
 Organization Code (UACS) : 08 037 0000000  
 Fund Cluster : 05 Internally Generated Funds  
 (e.g. UACS Fund Cluster: 05-Internally Generated Funds and 06-Business Related Funds)

Particulars	UACS CODE	Approved Budget			Utilizations					Disbursements					Balances		
		Approved Budgeted Revenue	Adjustments (Reductions, Modifications/	Adjusted Budgeted Revenue	1st Quarter Ending March 31	2nd Quarter Ending June 30	3rd Quarter Ending Sept. 30	4th Quarter Ending Dec. 31	Total	1st Quarter Ending March 31	2nd Quarter Ending June 30	3rd Quarter Ending Sept. 30	4th Quarter Ending Dec. 31	TOTAL	Unutilized Budget	Unpaid Obligations	
1	2	3	4	5=[(3+(-)4)]	6	7	8	9	10=(6+7+8+9)	11	12	13	14	15=(11+12+13+14)	16=(5-10)	17	18
<b>SUMMARY</b>																	
<b>A. AGENCY SPECIFIC BUDGET</b>																	
<b>Personnel Services</b>		57,701,931.48	0.00	57,701,931.48	10,543,142.23	0.00	0.00	0.00	10,543,142.23	10,479,644.88	0.00	0.00	0.00	10,479,644.88	47,158,789.25	0.00	63,497.35
<b>Salaries and Wages</b>	5010100000	2,613,528.00	0.00	2,613,528.00	665,462.45	0.00	0.00	0.00	665,462.45	665,462.45	0.00	0.00	0.00	665,462.45	1,948,065.55	0.00	0.00
Salaries and Wages - Regular	5010101000	2,613,528.00	0.00	2,613,528.00	665,462.45	0.00	0.00	0.00	665,462.45	665,462.45	0.00	0.00	0.00	665,462.45	1,948,065.55	0.00	0.00
Basic Salary - Civilian	5010101001	2,613,528.00	0.00	2,613,528.00	665,462.45	0.00	0.00	0.00	665,462.45	665,462.45	0.00	0.00	0.00	665,462.45	1,948,065.55	0.00	0.00
<b>Other Compensation</b>	5010200000	54,631,839.00	0.00	54,631,839.00	9,778,022.75	0.00	0.00	0.00	9,778,022.75	9,714,525.40	0.00	0.00	0.00	9,714,525.40	44,853,816.25	0.00	63,497.35
Personal Economic Relief Allowance (PERA)	5010201000	384,000.00	0.00	384,000.00	93,935.52	0.00	0.00	0.00	93,935.52	93,935.52	0.00	0.00	0.00	93,935.52	290,064.48	0.00	0.00
PERA - Civilian	5010201001	384,000.00	0.00	384,000.00	93,935.52	0.00	0.00	0.00	93,935.52	93,935.52	0.00	0.00	0.00	93,935.52	290,064.48	0.00	0.00
Clothing/Uniform Allowance	5010204000	1,152,000.00	0.00	1,152,000.00	0.00	0.00	0.00	0.00	0.00	0.00	0.00	0.00	0.00	0.00	1,152,000.00	0.00	0.00
Clothing/Uniform Allowance - Civilian	5010204001	1,152,000.00	0.00	1,152,000.00	0.00	0.00	0.00	0.00	0.00	0.00	0.00	0.00	0.00	0.00	1,152,000.00	0.00	0.00
Honoraria	5010210000	44,448,783.00	0.00	44,448,783.00	9,173,047.85	0.00	0.00	0.00	9,173,047.85	9,109,550.50	0.00	0.00	0.00	9,109,550.50	35,275,735.15	0.00	63,497.35
Honoraria - Civilian	5010210001	44,448,783.00	0.00	44,448,783.00	9,173,047.85	0.00	0.00	0.00	9,173,047.85	9,109,550.50	0.00	0.00	0.00	9,109,550.50	35,275,735.15	0.00	63,497.35
Overtime and Night Pay	5010213000	1,500,000.00	0.00	1,500,000.00	511,039.38	0.00	0.00	0.00	511,039.38	511,039.38	0.00	0.00	0.00	511,039.38	988,960.62	0.00	0.00
Overtime Pay	5010213001	1,500,000.00	0.00	1,500,000.00	511,039.38	0.00	0.00	0.00	511,039.38	511,039.38	0.00	0.00	0.00	511,039.38	988,960.62	0.00	0.00
Year End Bonus	5010214000	2,613,528.00	0.00	2,613,528.00	0.00	0.00	0.00	0.00	0.00	0.00	0.00	0.00	0.00	0.00	2,613,528.00	0.00	0.00
Bonus - Civilian	5010214001	2,613,528.00	0.00	2,613,528.00	0.00	0.00	0.00	0.00	0.00	0.00	0.00	0.00	0.00	0.00	2,613,528.00	0.00	0.00
Cash Gift	5010215000	960,000.00	0.00	960,000.00	0.00	0.00	0.00	0.00	0.00	0.00	0.00	0.00	0.00	0.00	960,000.00	0.00	0.00
Cash Gift - Civilian	5010215001	960,000.00	0.00	960,000.00	0.00	0.00	0.00	0.00	0.00	0.00	0.00	0.00	0.00	0.00	960,000.00	0.00	0.00
Mid-Year Bonus - Civilian	5010216000	2,613,528.00	0.00	2,613,528.00	0.00	0.00	0.00	0.00	0.00	0.00	0.00	0.00	0.00	0.00	2,613,528.00	0.00	0.00
Mid-Year Bonus - Civilian	5010216001	2,613,528.00	0.00	2,613,528.00	0.00	0.00	0.00	0.00	0.00	0.00	0.00	0.00	0.00	0.00	2,613,528.00	0.00	0.00
Other Bonuses and Allowances	5010299000	960,000.00	0.00	960,000.00	0.00	0.00	0.00	0.00	0.00	0.00	0.00	0.00	0.00	0.00	960,000.00	0.00	0.00
Productivity Enhancement Incentive - Civilian	5010299012	960,000.00	0.00	960,000.00	0.00	0.00	0.00	0.00	0.00	0.00	0.00	0.00	0.00	0.00	960,000.00	0.00	0.00
<b>Personnel Benefit Contributions</b>	5010300000	456,564.48	0.00	456,564.48	99,657.03	0.00	0.00	0.00	99,657.03	99,657.03	0.00	0.00	0.00	99,657.03	356,907.45	0.00	0.00
Retirement and Life Insurance Premiums	5010301000	313,623.36	0.00	313,623.36	79,855.47	0.00	0.00	0.00	79,855.47	79,855.47	0.00	0.00	0.00	79,855.47	233,767.89	0.00	0.00
Retirement and Life Insurance Premiums	5010301000	313,623.36	0.00	313,623.36	79,855.47	0.00	0.00	0.00	79,855.47	79,855.47	0.00	0.00	0.00	79,855.47	233,767.89	0.00	0.00

Department : State Universities and Colleges (SUCs)  
 Agency/Entity : Tarlac State University  
 Operating Unit : < not applicable >  
 Organization Code (UACS) : 08 037 0000000  
 Fund Cluster : 05 Internally Generated Funds

(e.g. UACS Fund Cluster: 05-Internally Generated Funds and 06-Business Related Funds)

Particulars	UACS CODE	Approved Budget			Utilizations					Disbursements					Balances		
		Approved Budgeted Revenue	Adjustments (Reductions, Modifications/	Adjusted Budgeted Revenue	1st Quarter Ending March 31	2nd Quarter Ending June 30	3rd Quarter Ending Sept. 30	4th Quarter Ending Dec. 31	Total	1st Quarter Ending March 31	2nd Quarter Ending June 30	3rd Quarter Ending Sept. 30	4th Quarter Ending Dec. 31	TOTAL	Unutilized Budget	Unpaid Obligations	
																Due and Demandable	Not Yet Due and Demandable
1	2	3	4	5=[(3+(-4))]	6	7	8	9	10=(6+7+8+9)	11	12	13	14	15=(11+12+13+14)	16=(5-10)	17	18
<b>SUMMARY</b>																	
<b>A. AGENCY SPECIFIC BUDGET</b>																	
Pag-IBIG Contributions	5010302000	19,200.00	0.00	19,200.00	4,800.00	0.00	0.00	0.00	4,800.00	4,800.00	0.00	0.00	0.00	4,800.00	14,400.00	0.00	0.00
Pag-IBIG - Civilian	5010302001	19,200.00	0.00	19,200.00	4,800.00	0.00	0.00	0.00	4,800.00	4,800.00	0.00	0.00	0.00	4,800.00	14,400.00	0.00	0.00
PhilHealth Contributions	5010303000	104,541.12	0.00	104,541.12	10,201.56	0.00	0.00	0.00	10,201.56	10,201.56	0.00	0.00	0.00	10,201.56	94,339.56	0.00	0.00
PhilHealth - Civilian	5010303001	104,541.12	0.00	104,541.12	10,201.56	0.00	0.00	0.00	10,201.56	10,201.56	0.00	0.00	0.00	10,201.56	94,339.56	0.00	0.00
Employees Compensation Insurance Premiums (ECIP)	5010304000	19,200.00	0.00	19,200.00	4,800.00	0.00	0.00	0.00	4,800.00	4,800.00	0.00	0.00	0.00	4,800.00	14,400.00	0.00	0.00
ECIP - Civilian	5010304001	19,200.00	0.00	19,200.00	4,800.00	0.00	0.00	0.00	4,800.00	4,800.00	0.00	0.00	0.00	4,800.00	14,400.00	0.00	0.00
<b>Maintenance and Other Operating Expenses</b>		<b>135,546,852.00</b>	<b>0.00</b>	<b>135,546,852.00</b>	<b>18,211,811.06</b>	<b>0.00</b>	<b>0.00</b>	<b>0.00</b>	<b>18,211,811.06</b>	<b>13,776,068.08</b>	<b>0.00</b>	<b>0.00</b>	<b>0.00</b>	<b>13,776,068.08</b>	<b>117,335,040.94</b>	<b>0.00</b>	<b>4,435,742.98</b>
<b>Traveling Expenses</b>	<b>5020100000</b>	<b>3,500,000.00</b>	<b>0.00</b>	<b>3,500,000.00</b>	<b>7,460.00</b>	<b>0.00</b>	<b>0.00</b>	<b>0.00</b>	<b>7,460.00</b>	<b>7,460.00</b>	<b>0.00</b>	<b>0.00</b>	<b>0.00</b>	<b>7,460.00</b>	<b>3,492,540.00</b>	<b>0.00</b>	<b>0.00</b>
Traveling Expenses - Local	5020101000	2,000,000.00	0.00	2,000,000.00	7,460.00	0.00	0.00	0.00	7,460.00	7,460.00	0.00	0.00	0.00	7,460.00	1,992,540.00	0.00	0.00
Traveling Expenses - Local	5020101000	2,000,000.00	0.00	2,000,000.00	7,460.00	0.00	0.00	0.00	7,460.00	7,460.00	0.00	0.00	0.00	7,460.00	1,992,540.00	0.00	0.00
Traveling Expenses - Foreign	5020102000	1,500,000.00	0.00	1,500,000.00	0.00	0.00	0.00	0.00	0.00	0.00	0.00	0.00	0.00	0.00	1,500,000.00	0.00	0.00
Traveling Expenses - Foreign	5020102000	1,500,000.00	0.00	1,500,000.00	0.00	0.00	0.00	0.00	0.00	0.00	0.00	0.00	0.00	0.00	1,500,000.00	0.00	0.00
<b>Training and Scholarship Expenses</b>	<b>5020200000</b>	<b>3,000,000.00</b>	<b>0.00</b>	<b>3,000,000.00</b>	<b>140,000.00</b>	<b>0.00</b>	<b>0.00</b>	<b>0.00</b>	<b>140,000.00</b>	<b>0.00</b>	<b>0.00</b>	<b>0.00</b>	<b>0.00</b>	<b>0.00</b>	<b>2,860,000.00</b>	<b>0.00</b>	<b>140,000.00</b>
Training Expenses	5020201000	2,200,000.00	0.00	2,200,000.00	0.00	0.00	0.00	0.00	0.00	0.00	0.00	0.00	0.00	0.00	2,200,000.00	0.00	0.00
Training Expenses	5020201002	2,200,000.00	0.00	2,200,000.00	0.00	0.00	0.00	0.00	0.00	0.00	0.00	0.00	0.00	0.00	2,200,000.00	0.00	0.00
Scholarship Grants/Expenses	5020202000	800,000.00	0.00	800,000.00	140,000.00	0.00	0.00	0.00	140,000.00	0.00	0.00	0.00	0.00	0.00	660,000.00	0.00	140,000.00
Scholarship Grants/Expenses	5020202000	800,000.00	0.00	800,000.00	140,000.00	0.00	0.00	0.00	140,000.00	0.00	0.00	0.00	0.00	0.00	660,000.00	0.00	140,000.00
<b>Supplies and Materials Expenses</b>	<b>5020300000</b>	<b>17,796,250.00</b>	<b>0.00</b>	<b>17,796,250.00</b>	<b>987,213.95</b>	<b>0.00</b>	<b>0.00</b>	<b>0.00</b>	<b>987,213.95</b>	<b>309,222.45</b>	<b>0.00</b>	<b>0.00</b>	<b>0.00</b>	<b>309,222.45</b>	<b>16,809,036.05</b>	<b>0.00</b>	<b>677,981.50</b>
Office Supplies Expenses	5020301000	2,525,000.00	0.00	2,525,000.00	0.00	0.00	0.00	0.00	0.00	0.00	0.00	0.00	0.00	0.00	2,525,000.00	0.00	0.00
Office Supplies Expenses	5020301002	2,525,000.00	0.00	2,525,000.00	0.00	0.00	0.00	0.00	0.00	0.00	0.00	0.00	0.00	0.00	2,525,000.00	0.00	0.00
Fuel, Oil and Lubricants Expenses	5020309000	825,000.00	0.00	825,000.00	18,564.10	0.00	0.00	0.00	18,564.10	18,564.10	0.00	0.00	0.00	18,564.10	806,435.90	0.00	0.00
Fuel, Oil and Lubricants Expenses	5020309000	825,000.00	0.00	825,000.00	18,564.10	0.00	0.00	0.00	18,564.10	18,564.10	0.00	0.00	0.00	18,564.10	806,435.90	0.00	0.00
Semi-Expendable Machinery and Equipment Expenses	5020321000	6,000,000.00	0.00	6,000,000.00	0.00	0.00	0.00	0.00	0.00	0.00	0.00	0.00	0.00	0.00	6,000,000.00	0.00	0.00
Machinery	5020321001	1,000,000.00	0.00	1,000,000.00	0.00	0.00	0.00	0.00	0.00	0.00	0.00	0.00	0.00	0.00	1,000,000.00	0.00	0.00
Office Equipment	5020321002	1,000,000.00	0.00	1,000,000.00	0.00	0.00	0.00	0.00	0.00	0.00	0.00	0.00	0.00	0.00	1,000,000.00	0.00	0.00
Information and Communications Technology Equipment	5020321003	3,000,000.00	0.00	3,000,000.00	0.00	0.00	0.00	0.00	0.00	0.00	0.00	0.00	0.00	0.00	3,000,000.00	0.00	0.00
Technical and Scientific Equipment	5020321013	1,000,000.00	0.00	1,000,000.00	0.00	0.00	0.00	0.00	0.00	0.00	0.00	0.00	0.00	0.00	1,000,000.00	0.00	0.00
Semi-Expendable Furniture, Fixtures and Books Expenses	5020322000	1,000,000.00	0.00	1,000,000.00	0.00	0.00	0.00	0.00	0.00	0.00	0.00	0.00	0.00	0.00	1,000,000.00	0.00	0.00
Furniture and Fixtures	5020322001	500,000.00	0.00	500,000.00	0.00	0.00	0.00	0.00	0.00	0.00	0.00	0.00	0.00	0.00	500,000.00	0.00	0.00
Books	5020322002	500,000.00	0.00	500,000.00	0.00	0.00	0.00	0.00	0.00	0.00	0.00	0.00	0.00	0.00	500,000.00	0.00	0.00

Department : State Universities and Colleges (SUCs)  
 Agency/Entity : Tarlac State University  
 Operating Unit : < not applicable >  
 Organization Code (UACS) : 08 037 0000000  
 Fund Cluster : 05 Internally Generated Funds

(e.g. UACS Fund Cluster: 05-Internally Generated Funds and 06-Business Related Funds)

Particulars	UACS CODE	Approved Budget			Utilizations					Disbursements					Balances		
		Approved Budgeted Revenue	Adjustments (Reductions, Modifications/	Adjusted Budgeted Revenue	1st Quarter Ending March 31	2nd Quarter Ending June 30	3rd Quarter Ending Sept. 30	4th Quarter Ending Dec. 31	Total	1st Quarter Ending March 31	2nd Quarter Ending June 30	3rd Quarter Ending Sept. 30	4th Quarter Ending Dec. 31	TOTAL	Unutilized Budget	Unpaid Obligations	
1	2	3	4	5=[(3+(-)4)]	6	7	8	9	10=(6+7+8+9)	11	12	13	14	15=(11+12+13+14)	16=(5-10)	17	18
<b>SUMMARY</b>																	
<b>A. AGENCY SPECIFIC BUDGET</b>																	
Other Supplies and Materials Expenses	5020399000	7,446,250.00	0.00	7,446,250.00	968,649.85	0.00	0.00	0.00	968,649.85	290,658.35	0.00	0.00	0.00	290,658.35	6,477,600.15	0.00	677,991.50
Other Supplies and Materials Expenses	5020399000	7,446,250.00	0.00	7,446,250.00	968,649.85	0.00	0.00	0.00	968,649.85	290,658.35	0.00	0.00	0.00	290,658.35	6,477,600.15	0.00	677,991.50
<b>Awards/Rewards and Prizes</b>	5020600000	2,917,500.00	0.00	2,917,500.00	269,893.31	0.00	0.00	0.00	269,893.31	124,313.31	0.00	0.00	0.00	124,313.31	2,647,606.69	0.00	145,580.00
Awards/Rewards Expenses	5020601000	1,917,500.00	0.00	1,917,500.00	115,323.31	0.00	0.00	0.00	115,323.31	44,723.31	0.00	0.00	0.00	44,723.31	1,802,176.69	0.00	70,600.00
Awards/Rewards Expenses	5020601001	1,917,500.00	0.00	1,917,500.00	115,323.31	0.00	0.00	0.00	115,323.31	44,723.31	0.00	0.00	0.00	44,723.31	1,802,176.69	0.00	70,600.00
Prizes	5020602000	1,000,000.00	0.00	1,000,000.00	154,570.00	0.00	0.00	0.00	154,570.00	79,590.00	0.00	0.00	0.00	79,590.00	845,430.00	0.00	74,980.00
Prizes	5020602000	1,000,000.00	0.00	1,000,000.00	154,570.00	0.00	0.00	0.00	154,570.00	79,590.00	0.00	0.00	0.00	79,590.00	845,430.00	0.00	74,980.00
<b>Professional Services</b>	5021100000	34,096,852.00	0.00	34,096,852.00	13,805,364.88	0.00	0.00	0.00	13,805,364.88	12,319,342.84	0.00	0.00	0.00	12,319,342.84	20,291,487.12	0.00	1,486,022.04
Legal Services	5021101000	281,250.00	0.00	281,250.00	0.00	0.00	0.00	0.00	0.00	0.00	0.00	0.00	0.00	0.00	281,250.00	0.00	0.00
Legal Services	5021101000	281,250.00	0.00	281,250.00	0.00	0.00	0.00	0.00	0.00	0.00	0.00	0.00	0.00	0.00	281,250.00	0.00	0.00
Auditing Services	5021102000	112,500.00	0.00	112,500.00	0.00	0.00	0.00	0.00	0.00	0.00	0.00	0.00	0.00	0.00	112,500.00	0.00	0.00
Auditing Services	5021102000	112,500.00	0.00	112,500.00	0.00	0.00	0.00	0.00	0.00	0.00	0.00	0.00	0.00	0.00	112,500.00	0.00	0.00
Consultancy Services	5021103000	1,956,250.00	0.00	1,956,250.00	0.00	0.00	0.00	0.00	0.00	0.00	0.00	0.00	0.00	0.00	1,956,250.00	0.00	0.00
Consultancy Services	5021103002	1,956,250.00	0.00	1,956,250.00	0.00	0.00	0.00	0.00	0.00	0.00	0.00	0.00	0.00	0.00	1,956,250.00	0.00	0.00
Other Professional Services	5021199000	31,746,852.00	0.00	31,746,852.00	13,805,364.88	0.00	0.00	0.00	13,805,364.88	12,319,342.84	0.00	0.00	0.00	12,319,342.84	17,941,487.12	0.00	1,486,022.04
Other Professional Services	5021199000	31,746,852.00	0.00	31,746,852.00	13,805,364.88	0.00	0.00	0.00	13,805,364.88	12,319,342.84	0.00	0.00	0.00	12,319,342.84	17,941,487.12	0.00	1,486,022.04
<b>General Services</b>	5021200000	37,000,000.00	0.00	37,000,000.00	434,123.56	0.00	0.00	0.00	434,123.56	299,796.40	0.00	0.00	0.00	299,796.40	36,565,876.44	0.00	134,327.16
Janitorial Services	5021202000	16,000,000.00	0.00	16,000,000.00	23,583.48	0.00	0.00	0.00	23,583.48	6,747.60	0.00	0.00	0.00	6,747.60	15,976,416.52	0.00	16,835.88
Janitorial Services	5021202000	16,000,000.00	0.00	16,000,000.00	23,583.48	0.00	0.00	0.00	23,583.48	6,747.60	0.00	0.00	0.00	6,747.60	15,976,416.52	0.00	16,835.88
Security Services	5021203000	16,000,000.00	0.00	16,000,000.00	210,732.86	0.00	0.00	0.00	210,732.86	104,048.92	0.00	0.00	0.00	104,048.92	15,789,267.14	0.00	106,683.94
Security Services	5021203000	16,000,000.00	0.00	16,000,000.00	210,732.86	0.00	0.00	0.00	210,732.86	104,048.92	0.00	0.00	0.00	104,048.92	15,789,267.14	0.00	106,683.94
Other General Services	5021299000	5,000,000.00	0.00	5,000,000.00	199,807.22	0.00	0.00	0.00	199,807.22	188,999.88	0.00	0.00	0.00	188,999.88	4,800,192.78	0.00	10,807.34
Other General Services	5021299099	5,000,000.00	0.00	5,000,000.00	199,807.22	0.00	0.00	0.00	199,807.22	188,999.88	0.00	0.00	0.00	188,999.88	4,800,192.78	0.00	10,807.34
<b>Repairs and Maintenance</b>	5021300000	4,000,000.00	0.00	4,000,000.00	0.00	0.00	0.00	0.00	0.00	0.00	0.00	0.00	0.00	0.00	4,000,000.00	0.00	0.00
Repairs and Maintenance - Buildings and Other Structures	5021304000	2,000,000.00	0.00	2,000,000.00	0.00	0.00	0.00	0.00	0.00	0.00	0.00	0.00	0.00	0.00	2,000,000.00	0.00	0.00
School Buildings	5021304002	1,000,000.00	0.00	1,000,000.00	0.00	0.00	0.00	0.00	0.00	0.00	0.00	0.00	0.00	0.00	1,000,000.00	0.00	0.00
Other Structures	5021304099	1,000,000.00	0.00	1,000,000.00	0.00	0.00	0.00	0.00	0.00	0.00	0.00	0.00	0.00	0.00	1,000,000.00	0.00	0.00
Repairs and Maintenance - Machinery and Equipment	5021305000	837,500.00	0.00	837,500.00	0.00	0.00	0.00	0.00	0.00	0.00	0.00	0.00	0.00	0.00	837,500.00	0.00	0.00
Technical and Scientific Equipment	5021305014	418,750.00	0.00	418,750.00	0.00	0.00	0.00	0.00	0.00	0.00	0.00	0.00	0.00	0.00	418,750.00	0.00	0.00
Other Machinery and Equipment	5021305099	418,750.00	0.00	418,750.00	0.00	0.00	0.00	0.00	0.00	0.00	0.00	0.00	0.00	0.00	418,750.00	0.00	0.00

Department : State Universities and Colleges (SUCs)  
 Agency/Entity : Tarlac State University  
 Operating Unit : < not applicable >  
 Organization Code (UACS) : 08 037 0000000  
 Fund Cluster : 05 Internally Generated Funds


(e.g. UACS Fund Cluster: 05-Internally Generated Funds and 06-Business Related Funds)


Particulars	UACS CODE	Approved Budget			Utilizations					Disbursements					Balances		
		Approved Budgeted Revenue	Adjustments (Reductions, Modifications/	Adjusted Budgeted Revenue	1st Quarter Ending March 31	2nd Quarter Ending June 30	3rd Quarter Ending Sept. 30	4th Quarter Ending Dec. 31	Total	1st Quarter Ending March 31	2nd Quarter Ending June 30	3rd Quarter Ending Sept. 30	4th Quarter Ending Dec. 31	TOTAL	Unutilized Budget	Unpaid Obligations	
																Due and Demandable	Not Yet Due and Demandable
1	2	3	4	5=[(3+(-4))]	6	7	8	9	10=(6+7+8+9)	11	12	13	14	15=(11+12+13+14)	16=(5-10)	17	18
<b>SUMMARY</b>																	
<b>A. AGENCY SPECIFIC BUDGET</b>																	
Repairs and Maintenance - Transportation Equipment	5021306000	1,162,500.00	0.00	1,162,500.00	0.00	0.00	0.00	0.00	0.00	0.00	0.00	0.00	0.00	0.00	1,162,500.00	0.00	0.00
Motor Vehicles	5021306001	1,162,500.00	0.00	1,162,500.00	0.00	0.00	0.00	0.00	0.00	0.00	0.00	0.00	0.00	0.00	1,162,500.00	0.00	0.00
<b>Taxes, Insurance Premiums and Other Fees</b>	5021500000	6,200,000.00	0.00	6,200,000.00	0.00	0.00	0.00	0.00	0.00	0.00	0.00	0.00	0.00	0.00	6,200,000.00	0.00	0.00
Taxes, Duties and Licenses	5021501000	200,000.00	0.00	200,000.00	0.00	0.00	0.00	0.00	0.00	0.00	0.00	0.00	0.00	0.00	200,000.00	0.00	0.00
Taxes, Duties and Licenses	5021501001	200,000.00	0.00	200,000.00	0.00	0.00	0.00	0.00	0.00	0.00	0.00	0.00	0.00	0.00	200,000.00	0.00	0.00
Insurance Expenses	5021503000	6,000,000.00	0.00	6,000,000.00	0.00	0.00	0.00	0.00	0.00	0.00	0.00	0.00	0.00	0.00	6,000,000.00	0.00	0.00
Insurance Expenses	5021503000	6,000,000.00	0.00	6,000,000.00	0.00	0.00	0.00	0.00	0.00	0.00	0.00	0.00	0.00	0.00	6,000,000.00	0.00	0.00
<b>Other Maintenance and Operating Expenses</b>	5029900000	27,036,250.00	0.00	27,036,250.00	2,567,755.36	0.00	0.00	0.00	2,567,755.36	715,933.06	0.00	0.00	0.00	715,933.06	24,468,494.64	0.00	1,851,822.28
Advertising Expenses	5029901000	500,000.00	0.00	500,000.00	0.00	0.00	0.00	0.00	0.00	0.00	0.00	0.00	0.00	0.00	500,000.00	0.00	0.00
Advertising Expenses	5029901000	500,000.00	0.00	500,000.00	0.00	0.00	0.00	0.00	0.00	0.00	0.00	0.00	0.00	0.00	500,000.00	0.00	0.00
Printing and Publication Expenses	5029902000	2,137,500.00	0.00	2,137,500.00	0.00	0.00	0.00	0.00	0.00	0.00	0.00	0.00	0.00	0.00	2,137,500.00	0.00	0.00
Printing and Publication Expenses	5029902000	2,137,500.00	0.00	2,137,500.00	0.00	0.00	0.00	0.00	0.00	0.00	0.00	0.00	0.00	0.00	2,137,500.00	0.00	0.00
Representation Expenses	5029903000	226,250.00	0.00	226,250.00	0.00	0.00	0.00	0.00	0.00	0.00	0.00	0.00	0.00	0.00	226,250.00	0.00	0.00
Representation Expenses	5029903000	226,250.00	0.00	226,250.00	0.00	0.00	0.00	0.00	0.00	0.00	0.00	0.00	0.00	0.00	226,250.00	0.00	0.00
Rent/Lease Expenses	5029905000	247,500.00	0.00	247,500.00	0.00	0.00	0.00	0.00	0.00	0.00	0.00	0.00	0.00	0.00	247,500.00	0.00	0.00
Rents - Motor Vehicles	5029905003	247,500.00	0.00	247,500.00	0.00	0.00	0.00	0.00	0.00	0.00	0.00	0.00	0.00	0.00	247,500.00	0.00	0.00
Membership Dues and Contributions to Organizations	5029906000	1,000,000.00	0.00	1,000,000.00	41,820.70	0.00	0.00	0.00	41,820.70	176.70	0.00	0.00	0.00	176.70	958,179.30	0.00	41,644.00
Membership Dues and Contributions to Organizations	5029906000	1,000,000.00	0.00	1,000,000.00	41,820.70	0.00	0.00	0.00	41,820.70	176.70	0.00	0.00	0.00	176.70	958,179.30	0.00	41,644.00
Subscription Expenses	5029907000	11,625,000.00	0.00	11,625,000.00	63,025.00	0.00	0.00	0.00	63,025.00	0.00	0.00	0.00	0.00	0.00	11,561,975.00	0.00	63,025.00
Other Subscription Expenses	5029907099	11,625,000.00	0.00	11,625,000.00	63,025.00	0.00	0.00	0.00	63,025.00	0.00	0.00	0.00	0.00	0.00	11,561,975.00	0.00	63,025.00
Other Maintenance and Operating Expenses	5029999000	11,300,000.00	0.00	11,300,000.00	2,462,909.66	0.00	0.00	0.00	2,462,909.66	715,756.38	0.00	0.00	0.00	715,756.38	8,837,090.34	0.00	1,747,153.28
Other Maintenance and Operating Expenses	5029999099	11,300,000.00	0.00	11,300,000.00	2,462,909.66	0.00	0.00	0.00	2,462,909.66	715,756.38	0.00	0.00	0.00	715,756.38	8,837,090.34	0.00	1,747,153.28
<b>Capital Outlays</b>		636,638,177.00	0.00	636,638,177.00	6,424,259.00	0.00	0.00	0.00	6,424,259.00	119,560.00	0.00	0.00	0.00	119,560.00	630,213,918.00	0.00	6,304,699.00
<b>Property, Plant and Equipment Outlay</b>	5060400000	636,638,177.00	0.00	636,638,177.00	6,424,259.00	0.00	0.00	0.00	6,424,259.00	119,560.00	0.00	0.00	0.00	119,560.00	630,213,918.00	0.00	6,304,699.00
Buildings and Other Structures	5060404000	565,000,000.00	0.00	565,000,000.00	0.00	0.00	0.00	0.00	0.00	0.00	0.00	0.00	0.00	0.00	565,000,000.00	0.00	0.00
Buildings	5060404001	196,000,000.00	0.00	196,000,000.00	0.00	0.00	0.00	0.00	0.00	0.00	0.00	0.00	0.00	0.00	196,000,000.00	0.00	0.00
School Buildings	5060404002	342,000,000.00	0.00	342,000,000.00	0.00	0.00	0.00	0.00	0.00	0.00	0.00	0.00	0.00	0.00	342,000,000.00	0.00	0.00
Other Structures	5060404099	27,000,000.00	0.00	27,000,000.00	0.00	0.00	0.00	0.00	0.00	0.00	0.00	0.00	0.00	0.00	27,000,000.00	0.00	0.00
Machinery and Equipment Outlay	5060405000	65,138,177.00	0.00	65,138,177.00	1,791,380.00	0.00	0.00	0.00	1,791,380.00	119,560.00	0.00	0.00	0.00	119,560.00	63,346,797.00	0.00	1,671,820.00
Information and Communication Technology Equipment	5060405003	17,000,000.00	0.00	17,000,000.00	87,000.00	0.00	0.00	0.00	87,000.00	0.00	0.00	0.00	0.00	0.00	16,913,000.00	0.00	87,000.00


Department : State Universities and Colleges (SUCs)  
 Agency/Entity : Tarlac State University  
 Operating Unit : < not applicable >  
 Organization Code (UACS) : 08 037 0000000  
 Fund Cluster : 05 Internally Generated Funds

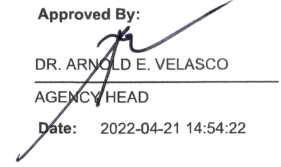
(e.g. UACS Fund Cluster: 05-Internally Generated Funds and 06-Business Related Funds)

Particulars	UACS CODE	Approved Budget			Utilizations					Disbursements				Balances			
		Approved Budgeted Revenue	Adjustments (Reductions, Modifications/)	Adjusted Budgeted Revenue	1st Quarter Ending March 31	2nd Quarter Ending June 30	3rd Quarter Ending Sept. 30	4th Quarter Ending Dec. 31	Total	1st Quarter Ending March 31	2nd Quarter Ending June 30	3rd Quarter Ending Sept. 30	4th Quarter Ending Dec. 31	TOTAL	Unutilized Budget	Unpaid Obligations	
																Due and Demandable	Not Yet Due and Demandable
1	2	3	4	5=[(3+(-)4)]	6	7	8	9	10=(6+7+8+9)	11	12	13	14	15=(11+12+13+14)	16=(5-10)	17	18
<b>SUMMARY</b>																	
<b>A. AGENCY SPECIFIC BUDGET</b>																	
Technical and Scientific Equipment	5060405014	34,788,177.00	0.00	34,788,177.00	747,000.00	0.00	0.00	0.00	747,000.00	119,560.00	0.00	0.00	0.00	119,560.00	34,041,177.00	0.00	627,440.00
Other Machinery and Equipment	5060405099	13,350,000.00	0.00	13,350,000.00	957,380.00	0.00	0.00	0.00	957,380.00	0.00	0.00	0.00	0.00	0.00	12,392,620.00	0.00	957,380.00
Furniture, Fixtures and Books Outlay	5060407000	6,500,000.00	0.00	6,500,000.00	4,632,879.00	0.00	0.00	0.00	4,632,879.00	0.00	0.00	0.00	0.00	0.00	1,867,121.00	0.00	4,632,879.00
Furniture and Fixtures	5060407001	5,000,000.00	0.00	5,000,000.00	4,632,879.00	0.00	0.00	0.00	4,632,879.00	0.00	0.00	0.00	0.00	0.00	367,121.00	0.00	4,632,879.00
Books	5060407002	1,500,000.00	0.00	1,500,000.00	0.00	0.00	0.00	0.00	0.00	0.00	0.00	0.00	0.00	0.00	1,500,000.00	0.00	0.00
<b>GRAND TOTAL</b>		<b>829,886,960.48</b>	<b>0.00</b>	<b>829,886,960.48</b>	<b>35,179,212.29</b>	<b>0.00</b>	<b>0.00</b>	<b>0.00</b>	<b>35,179,212.29</b>	<b>24,375,272.96</b>	<b>0.00</b>	<b>0.00</b>	<b>0.00</b>	<b>24,375,272.96</b>	<b>794,707,748.19</b>	<b>0.00</b>	<b>10,803,939.33</b>

**Certified Correct:**  
  
 JASPER A. YAUDER, CPA  
 BUDGET OFFICER  
 Date: 2022-04-21 14:48:47

**Certified Correct:**  
  
 RYAN R. RONQUILLO, CPA  
 ACCOUNTANT  
 Date: 2022-04-21 14:48:47

**Recommending Approval:**  
  
 JOHN ERWIN C. PANLILIO, CPA  
 CHIEF FINANCE OFFICER  
 Date:

**Approved By:**  
  
 DR. ARNOLD E. VELASCO  
 AGENCY HEAD  
 Date: 2022-04-21 14:54:22