



MONTHLY REPORT OF DISBURSEMENTS  
For the month of June 2023


Department: State Universities and Colleges (SUCs)  
Agency/Entity: Tarlac State University  
Operating Unit: < not applicable >  
Organization Code (UACS): 08 037 0000000  
Fund Cluster: 01 - Regular Agency Fund

Particulars	Current Year Budget					Prior Year's Budget										Trust Liabilities					Grand Total				Remarks		
	PS	MOOE	FinEx	CO	TOTAL	Prior Year's Accounts Payable					Current Year's Accounts Payable					PS	MOOE	CO	TOTAL	PS	MOOE	CO	TOTAL				
						PS	MOOE	FinEx	CO	Sub-Total	PS	MOOE	FinEx	CO	Sub-Total									SUB-TOTAL			
1	2	3	4	5	6(2+3+4+5)	7	8	9	10	11(7+8+9+10)	12	13	14	15	16(12+13+14+15)	17(11+16)	18(6+17)	19	20	21	22(19+20+21)	23	24	25	26	27(23+24+25+26)	28
CASH DISBURSEMENTS	26,023,064.12	15,648,576.87	0.00	0.00	41,671,640.99	0.00	0.00	0.00	5,104,171.88	5,104,171.88	0.00	0.00	0.00	0.00	5,104,171.88	46,775,812.87	0.00	0.00	0.00	26,023,064.12	15,648,576.87	0.00	5,104,171.88	46,775,812.87	0.00	5,104,171.88	46,775,812.87
Notice of Cash Allocation (NCA)	26,023,064.12	15,648,576.87	0.00	0.00	41,671,640.99	0.00	0.00	0.00	5,104,171.88	5,104,171.88	0.00	0.00	0.00	0.00	5,104,171.88	46,775,812.87	0.00	0.00	0.00	26,023,064.12	15,648,576.87	0.00	5,104,171.88	46,775,812.87	0.00	5,104,171.88	46,775,812.87
MDS Checks Issued	8,485,717.05	5,413,306.05	0.00	0.00	13,899,023.70	0.00	0.00	0.00	0.00	0.00	0.00	0.00	0.00	0.00	13,899,023.70	0.00	0.00	0.00	8,485,717.05	5,413,306.05	0.00	0.00	0.00	0.00	13,899,023.70	0.00	13,899,023.70
Advice to Debit Account	17,537,346.47	10,235,270.82	0.00	0.00	27,772,617.29	0.00	0.00	0.00	5,104,171.88	5,104,171.88	0.00	0.00	0.00	0.00	5,104,171.88	32,876,789.17	0.00	0.00	0.00	17,537,346.47	10,235,270.82	0.00	5,104,171.88	32,876,789.17	0.00	5,104,171.88	32,876,789.17
Notice of Transfer Allocations (NTA)	0.00	0.00	0.00	0.00	0.00	0.00	0.00	0.00	0.00	0.00	0.00	0.00	0.00	0.00	0.00	0.00	0.00	0.00	0.00	0.00	0.00	0.00	0.00	0.00	0.00	0.00	0.00
MDS Checks Issued	0.00	0.00	0.00	0.00	0.00	0.00	0.00	0.00	0.00	0.00	0.00	0.00	0.00	0.00	0.00	0.00	0.00	0.00	0.00	0.00	0.00	0.00	0.00	0.00	0.00	0.00	0.00
Advice to Debit Account	0.00	0.00	0.00	0.00	0.00	0.00	0.00	0.00	0.00	0.00	0.00	0.00	0.00	0.00	0.00	0.00	0.00	0.00	0.00	0.00	0.00	0.00	0.00	0.00	0.00	0.00	0.00
Working Fund for FAPs	0.00	0.00	0.00	0.00	0.00	0.00	0.00	0.00	0.00	0.00	0.00	0.00	0.00	0.00	0.00	0.00	0.00	0.00	0.00	0.00	0.00	0.00	0.00	0.00	0.00	0.00	0.00
Cash Disbursement Ceiling (CDC)	0.00	0.00	0.00	0.00	0.00	0.00	0.00	0.00	0.00	0.00	0.00	0.00	0.00	0.00	0.00	0.00	0.00	0.00	0.00	0.00	0.00	0.00	0.00	0.00	0.00	0.00	0.00
<b>TOTAL CASH DISBURSEMENTS</b>	<b>26,023,064.12</b>	<b>15,648,576.87</b>	<b>0.00</b>	<b>0.00</b>	<b>41,671,640.99</b>	<b>0.00</b>	<b>0.00</b>	<b>0.00</b>	<b>5,104,171.88</b>	<b>5,104,171.88</b>	<b>0.00</b>	<b>0.00</b>	<b>0.00</b>	<b>0.00</b>	<b>5,104,171.88</b>	<b>46,775,812.87</b>	<b>0.00</b>	<b>0.00</b>	<b>0.00</b>	<b>26,023,064.12</b>	<b>15,648,576.87</b>	<b>0.00</b>	<b>5,104,171.88</b>	<b>46,775,812.87</b>	<b>0.00</b>	<b>5,104,171.88</b>	<b>46,775,812.87</b>
NON-CASH DISBURSEMENTS	2,938,527.52	1,374,719.65	0.00	0.00	4,313,247.17	0.00	0.00	0.00	0.00	0.00	0.00	0.00	0.00	0.00	4,313,247.17	0.00	0.00	0.00	2,938,527.52	1,374,719.65	0.00	0.00	4,313,247.17	0.00	4,313,247.17	0.00	4,313,247.17
Tax Remittance Advices Issued (TRA)	2,938,527.52	1,374,719.65	0.00	0.00	4,313,247.17	0.00	0.00	0.00	0.00	0.00	0.00	0.00	0.00	0.00	4,313,247.17	0.00	0.00	0.00	2,938,527.52	1,374,719.65	0.00	0.00	4,313,247.17	0.00	4,313,247.17	0.00	4,313,247.17
Non-Cash Availment Authority (NCAA)	0.00	0.00	0.00	0.00	0.00	0.00	0.00	0.00	0.00	0.00	0.00	0.00	0.00	0.00	0.00	0.00	0.00	0.00	0.00	0.00	0.00	0.00	0.00	0.00	0.00	0.00	0.00
Disbursements effected through outright deductions from claims (please specify...)	0.00	0.00	0.00	0.00	0.00	0.00	0.00	0.00	0.00	0.00	0.00	0.00	0.00	0.00	0.00	0.00	0.00	0.00	0.00	0.00	0.00	0.00	0.00	0.00	0.00	0.00	0.00
Overpayment of expenses (e.g. personnel benefits)	0.00	0.00	0.00	0.00	0.00	0.00	0.00	0.00	0.00	0.00	0.00	0.00	0.00	0.00	0.00	0.00	0.00	0.00	0.00	0.00	0.00	0.00	0.00	0.00	0.00	0.00	0.00
Restitution for loss of government property	0.00	0.00	0.00	0.00	0.00	0.00	0.00	0.00	0.00	0.00	0.00	0.00	0.00	0.00	0.00	0.00	0.00	0.00	0.00	0.00	0.00	0.00	0.00	0.00	0.00	0.00	0.00
Liquidated damages and similar claims	0.00	0.00	0.00	0.00	0.00	0.00	0.00	0.00	0.00	0.00	0.00	0.00	0.00	0.00	0.00	0.00	0.00	0.00	0.00	0.00	0.00	0.00	0.00	0.00	0.00	0.00	0.00
Others (TEF, BT, Documentary Stamp Tax, etc.)	0.00	0.00	0.00	0.00	0.00	0.00	0.00	0.00	0.00	0.00	0.00	0.00	0.00	0.00	0.00	0.00	0.00	0.00	0.00	0.00	0.00	0.00	0.00	0.00	0.00	0.00	0.00
<b>TOTAL NON-CASH DISBURSEMENTS</b>	<b>2,938,527.52</b>	<b>1,374,719.65</b>	<b>0.00</b>	<b>0.00</b>	<b>4,313,247.17</b>	<b>0.00</b>	<b>0.00</b>	<b>0.00</b>	<b>0.00</b>	<b>0.00</b>	<b>0.00</b>	<b>0.00</b>	<b>0.00</b>	<b>0.00</b>	<b>4,313,247.17</b>	<b>0.00</b>	<b>0.00</b>	<b>0.00</b>	<b>2,938,527.52</b>	<b>1,374,719.65</b>	<b>0.00</b>	<b>0.00</b>	<b>4,313,247.17</b>	<b>0.00</b>	<b>4,313,247.17</b>	<b>0.00</b>	<b>4,313,247.17</b>
<b>GRAND TOTAL</b>	<b>28,961,591.64</b>	<b>17,023,296.52</b>	<b>0.00</b>	<b>0.00</b>	<b>45,984,888.16</b>	<b>0.00</b>	<b>0.00</b>	<b>0.00</b>	<b>5,104,171.88</b>	<b>5,104,171.88</b>	<b>0.00</b>	<b>0.00</b>	<b>0.00</b>	<b>0.00</b>	<b>5,104,171.88</b>	<b>51,089,060.04</b>	<b>0.00</b>	<b>0.00</b>	<b>0.00</b>	<b>28,961,591.64</b>	<b>17,023,296.52</b>	<b>0.00</b>	<b>5,104,171.88</b>	<b>51,089,060.04</b>	<b>0.00</b>	<b>5,104,171.88</b>	<b>51,089,060.04</b>

Particulars	Previous Report (2)	This Month (3)	As at Date (4)
Total Disbursement Authorities Received	377,433,351.87	45,982,247.17	423,415,599.04
NCA	364,268,962.00	41,669,000.00	405,937,962.00
NTA	0.00	0.00	0.00
Working Fund	0.00	0.00	0.00
TRA	13,164,389.87	4,313,247.17	17,477,637.04
CDC	0.00	0.00	0.00
NCAA	0.00	0.00	0.00
Less: Notice of Transfer of Allocations (NTA) issued	0.00	0.00	0.00
Total Disbursement Authorities Available	377,433,351.87	45,982,247.17	423,415,599.04
Less:	0.00	0.00	0.00
Lapsed NCA	133.03	99.98	233.01
Disbursements	359,161,916.12	46,775,812.87	405,937,728.99
Less: Other Non-Cash Disbursements	0.00	0.00	0.00
Disbursements effected through outright deductions from claims	0.00	0.00	0.00
Overpayment of expenses (e.g. personnel benefits)	0.00	0.00	0.00
Restitution for loss of government property	0.00	0.00	0.00
Liquidated damages and similar claims	0.00	0.00	0.00
Others (e.g. TEF, BT, Docs Stamp, etc.)	0.00	0.00	0.00
Adv/less: Adjustments (e.g. cancelled/staled checks)	0.00	0.00	0.00
Balance of Disbursement Authorities as at date	18,271,302.72	(793,665.68)	17,477,637.04
Total Disbursements Program	359,161,916.12	46,775,812.87	405,937,728.99
Less: Actual Disbursements	359,161,916.12	46,775,812.87	405,937,728.99
(Over)/Under spending	0.00	0.00	0.00
Notes: * The use of NCA is discouraged	5,107,645.88	(5,106,812.87)	233.01
Notes: ** Amounts should tally with the grand total disbursement (column 27).			

Certified Correct:  
  
RYAN R. RONQUILLO, CPA  
ACCOUNTANT  
Date: 2023-07-11 03:03:48 PM

Recommending Approval:  
  
JOHN ERWIN G. PANILLO, CPA  
CHIEF FINANCE OFFICER  
Date: 2023-07-11 04:12:13 PM

Recommending Approval:  
  
DR. ARWOLD E. VELASCO  
AGENCY HEAD  
Date: 2023-07-11 04:18:37 PM