



STATEMENT OF APPROVED BUDGET, UTILIZATIONS, DISBURSEMENTS AND BALANCES
As of the Quarter Ending June 30, 2018

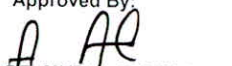
Department : State Universities and Colleges
 Agency : TARLAC STATE UNIVERSITY
 Operating Unit :
 Organization Code (UAC) : 08 037 00 00000
 Funding Source Code (as cl) : 101

Particulars	UACS CODE	Approved Budget			Budget Utilization					Disbursements					BALANCES	
		Approved Budgeted Revenue	Adjustments (Additions, Reductions, Realignment)	Adjusted Budgeted Revenue	1st Quarter Ending March 31	2nd Quarter Ending June 30	3rd Quarter Ending Sept. 30	4th Quarter Ending Dec. 31	Total	1st Quarter Ending March 31	2nd Quarter Ending June 30	3rd Quarter Ending Sept. 30	4th Quarter Ending Dec. 31	Total	Unutilized Budget	Unpaid Utilizations Due and Demandable / Accounts Payable
1	2	3	4	5=[3+(-)4]	6	7	8	9	10=(6+7+8+9)	11	12	13	14	15=(11+12+13+14)	16=(5-10)	17
I. Agency Approved Budget																
General Administration and Support																
General Administration and Supervision	1 00 00 0000	126,565,500.00	-	126,565,500.00	10,200,185.35	18,758,056.95	-	-	28,958,242.30	8,236,788.20	14,198,327.34	-	-	22,435,115.54	97,607,257.70	6,523,126.76
PS	1 00 01 0001															
MOOE	50100000 00	1,600,000.00		1,600,000.00	323,082.89	865,384.86			1,188,467.75	-	1,188,294.45			1,188,294.45	411,532.25	173.30
Fin Exp.(if applicable)	50200000 00	79,440,500.00		79,440,500.00	4,592,895.09	11,747,636.78			16,340,531.87	4,254,788.20	12,082,375.52			16,337,163.72	63,099,968.13	3,368.15
CO	50300000 00															
CO	50600000 00	45,525,000.00		45,525,000.00	5,284,207.37	6,145,035.31			11,429,242.68	3,982,000.00	927,657.37			4,909,657.37	34,095,757.32	6,519,585.31
Support to Operations	2 00 00 0000	17,835,000.00	-	17,835,000.00	879,282.28	5,410,940.12	-	-	6,290,222.40	988,448.55	3,208,609.08	-	-	4,622,307.63	11,544,777.60	1,667,914.77
PS	50100000 00	450,000.00		450,000.00	37,058.39	22,509.34			59,567.73	-	59,567.73			59,567.73	390,432.27	-
MOOE	50200000 00	14,685,000.00		14,685,000.00	842,223.89	3,881,230.78			4,723,454.67	988,448.55	3,149,041.35			4,137,489.90	9,961,545.33	585,964.77
Fin Exp.(if applicable)	50300000 00															
CO	50600000 00	2,700,000.00		2,700,000.00	-	1,507,200.00			1,507,200.00	-	425,250.00			425,250.00	1,192,800.00	1,081,950.00
Operations	3 00 00 0000	144,490,500.00	-	144,490,500.00	9,651,403.51	14,219,191.72	-	-	23,870,595.23	8,947,344.94	12,632,560.00	-	-	21,579,904.94	120,619,904.77	2,290,690.29
MFO 1 - HIGHER EDUCATION	3 01 00 0000	98,890,000.00	-	98,890,000.00	7,596,853.51	10,690,518.17	-	-	18,287,371.68	7,219,596.98	10,035,934.60	-	-	17,255,531.58	80,602,628.32	1,031,840.10
PS	50100000 00	25,500,000.00		25,500,000.00	281,273.93	86,413.39			367,687.32	458,614.97	-			458,614.97	25,132,312.68	(90,927.65)
MOOE	50200000 00	66,890,000.00		66,890,000.00	7,173,079.58	10,387,104.78			17,560,184.36	6,618,482.01	10,009,934.60			16,628,416.61	49,329,815.64	931,767.75
Fin Exp.(if applicable)	50300000 00															
CO	50600000 00	6,500,000.00		6,500,000.00	142,500.00	217,000.00			359,500.00	142,500.00	26,000.00			168,500.00	6,140,500.00	191,000.00
MFO 2 - ADVANCED EDUCATION	3 02 00 0000	19,325,500.00	-	19,325,500.00	1,061,113.05	1,730,626.18	-	-	2,791,739.23	671,625.29	1,302,256.46	-	-	1,973,881.75	16,533,760.77	817,857.48
PS	50100000 00	11,250,000.00		11,250,000.00	248,583.71	1,186,309.21			1,434,892.92	70,495.95	608,951.45			679,447.40	9,815,107.08	755,445.52
MOOE	50200000 00	8,075,500.00		8,075,500.00	812,529.34	544,316.97			1,356,846.31	601,129.34	693,305.01			1,294,434.35	6,718,653.69	62,411.96
Fin Exp.(if applicable)	50300000 00															
CO	50600000 00															
MFO 3 - RESEARCH SERVICES	3 03 00 0000	15,875,000.00	-	15,875,000.00	849,060.99	1,290,588.45	-	-	2,139,649.44	940,122.51	1,059,538.22	-	-	1,999,660.73	13,735,350.56	139,988.71
PS	50100000 00	1,550,000.00		1,550,000.00	-	-			-	-	-			-	-	-
MOOE	50200000 00	10,275,000.00		10,275,000.00	729,060.99	1,157,588.45			1,886,649.44	820,122.51	1,031,538.22			1,851,660.73	8,388,350.56	34,988.71
Fin Exp.(if applicable)	50300000 00															
CO	50600000 00	4,050,000.00		4,050,000.00	120,000.00	133,000.00			253,000.00	120,000.00	28,000.00			148,000.00	3,797,000.00	105,000.00
MFO 4 - EXTENSION SERVICES	3 04 00 0000	10,400,000.00	-	10,400,000.00	144,375.96	507,458.92	-	-	651,834.88	116,000.16	234,830.72	-	-	350,830.88	9,748,165.12	301,004.00
PS	50100000 00	1,550,000.00		1,550,000.00	5,936.80	19,600.00			25,536.80	-	25,536.80			25,536.80	1,524,463.20	-
MOOE	50200000 00	6,250,000.00		6,250,000.00	138,439.16	234,358.92			372,798.08	116,000.16	209,293.92			325,294.08	5,877,201.92	47,504.00
Fin Exp.(if applicable)	50300000 00															
CO	50600000 00	2,600,000.00		2,600,000.00	-	253,500.00			253,500.00	-	-			-	2,346,500.00	253,500.00

Particulars	UACS CODE	Approved Budget			Budget Utilization					Disbursements					BALANCES	
		Approved Budgeted Revenue	Adjustments (Additions, Reductions, Realignment)	Adjusted Budgeted Revenue	1st Quarter Ending March 31	2nd Quarter Ending June 30	3rd Quarter Ending Sept. 30	4th Quarter Ending Dec. 31	Total	1st Quarter Ending March 31	2nd Quarter Ending June 30	3rd Quarter Ending Sept. 30	4th Quarter Ending Dec. 31	Total	Unutilized Budget	Unpaid Utilizations Due and Demandable / Accounts Payable
1	2	3	4	5=[3+(-)4]	6	7	8	9	10=(6+7+8+9)	11	12	13	14	15=(11+12+13+14)	16=(5-10)	17
Sub-Total, Agency Specific Budget		288,891,000.00	-	288,891,000.00	20,730,871.14	38,388,188.79	-	-	59,119,059.93	18,172,581.69	30,464,746.42	-	-	48,637,328.11	229,771,940.07	10,481,731.82
PS	50100000 00	41,900,000.00	-	41,900,000.00	895,935.72	2,180,216.80	-	-	3,076,152.52	529,110.92	1,882,350.43	-	-	2,411,461.35	38,823,847.48	664,691.17
MOOE	50200000 00	185,616,000.00	-	185,616,000.00	14,288,228.05	27,952,236.68	-	-	42,240,464.73	13,398,970.77	27,175,488.62	-	-	40,574,459.39	143,375,535.27	1,666,005.34
Fin Exp.(if applicable)	50300000 00	-	-	-	-	-	-	-	-	-	-	-	-	-	-	-
CO	50600000 00	61,375,000.00	-	61,375,000.00	5,546,707.37	8,255,735.31	-	-	13,802,442.68	4,244,500.00	1,406,907.37	-	-	5,651,407.37	47,572,557.32	8,151,035.31
GRAND TOTAL		288,891,000.00	-	288,891,000.00	20,730,871.14	38,388,188.79	-	-	59,119,059.93	18,172,581.69	30,464,746.42	-	-	48,637,328.11	229,771,940.07	10,481,731.82
PS		41,900,000.00	-	41,900,000.00	895,935.72	2,180,216.80	-	-	3,076,152.52	529,110.92	1,882,350.43	-	-	2,411,461.35	38,823,847.48	664,691.17
MOOE		185,616,000.00	-	185,616,000.00	14,288,228.05	27,952,236.68	-	-	42,240,464.73	13,398,970.77	27,175,488.62	-	-	40,574,459.39	143,375,535.27	1,666,005.34
Fin Exp.(if applicable)		-	-	-	-	-	-	-	-	-	-	-	-	-	-	-
CO		61,375,000.00	-	61,375,000.00	5,546,707.37	8,255,735.31	-	-	13,802,442.68	4,244,500.00	1,406,907.37	-	-	5,651,407.37	47,572,557.32	8,151,035.31
Recapitulation by MFO:		144,490,500.00	-	144,490,500.00	9,651,403.51	14,219,191.72	-	-	23,870,595.23	8,947,344.94	12,632,560.00	-	-	21,579,904.94	120,619,904.77	2,290,690.29
MFO 1		98,890,000.00	-	98,890,000.00	7,596,853.51	10,690,518.17	-	-	18,287,371.68	7,219,596.98	10,035,934.60	-	-	17,255,531.58	80,602,628.32	1,031,840.10
MFO 2		19,325,500.00	-	19,325,500.00	1,061,113.05	1,730,626.18	-	-	2,791,739.23	671,625.29	1,302,256.46	-	-	1,973,881.75	16,533,760.77	817,857.48
MFO 3		15,875,000.00	-	15,875,000.00	849,060.99	1,290,588.45	-	-	2,139,649.44	940,122.51	1,059,538.22	-	-	1,999,660.73	13,735,350.56	139,988.71
MFO 4		10,400,000.00	-	10,400,000.00	144,375.96	507,458.92	-	-	651,834.88	116,000.16	234,830.72	-	-	350,830.88	9,748,165.12	301,004.00
OF WHICH:																
Major Programs/Projects																
KRA No. 2-Poverty Reduction and Empowerment of the Poor and the Vulnerable/Rapid Inclusive and Sustained Economic growth																
Program Budgeting:																
MPP																
Access to Quality Higher Education																
Global Partnership for Development																
Good Governance																
Sustainable Community Development Program																
Productivity Enhancement-MS ME Micro Small																
Medium Enterprise																

Certified Correct:

JESUS S. DANGANAN
 Budget Officer IV

Certified Correct:

JOHN ERWIN C. PANLILIO
 Chief Accountant

Approved By:

DR. MYRNA Q. MALLARI
 President