

STATEMENT OF APPROVED BUDGET, UTILIZATIONS, DISBURSEMENTS AND BALANCES
As of September 30, 2016

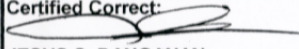
Department : State Universities and Colleges
Agency : TARLAC STATE UNIVERSITY
Operating Unit : _____
Organization Code (UACS) : 08 037 00 00000
Funding Source Code (as cluster) 101


Particulars	UACS CODE	Approved Budget			Budget Utilization					Disbursements					BALANCES	
		Approved Budget Revenue	Adjustments (Additions, Reductions, Realignment)	Adjusted Budget Revenue	1st Quarter Ending March 31	2nd Quarter Ending June 30	3rd Quarter Ending Sept. 30	4th Quarter Ending Dec. 31	Total	1st Quarter Ending March 31	2nd Quarter Ending June 30	3rd Quarter Ending Sept. 30	4th Quarter Ending Dec. 31	Total	Unutilized Budget	Unpaid Utilizations Due and Demandable / Accounts Payable
1	2	3	4	5=[3+(-)4]	6	7	8	9	10=(6+7+8+9)	11	12	13	14	15 = (11+12+13+14)	16=(5-10)	17
A. AGENCY SPECIFIC BUDGET																
Personnel Services	1 00 00 0000															
Salaries and Wages	50101000 00															
Salaries and Wages - Regular	50101010 00															
Salaries and Wages - Civilian	50101010 01	6,120,000.00	(4,750,000.00)	1,370,000.00												
Salaries and Wages - Military/Uniformed	50101010 02															
Salaries and Wages - Contractual	50101020 00															
Other Compensation	50102000 00															
Personnel Economic Relief Allowance (PERA)	50102010 00															
PERA - Civilian	50102010 01															
PERA - Military/Uniformed Personnel	50102010 02															
Representation Allowance (RA)	50102020 00	500,000.00		500,000.00	87,000.00	68,750.00	60,000.00		215,750.00	87,000.00	48,750.00	60,000.00		195,750.00	284,250.00	20,000.00
Transportation Allowance (TA)	50102030 00	500,000.00		500,000.00	87,000.00	68,750.00	60,000.00		215,750.00	87,000.00	48,750.00	60,000.00		195,750.00	284,250.00	20,000.00
Clothing / Uniform Allowance	50102040 00															
Clothing/Uniform Allowance - Civilian	50102040 01															
Shoes Allowance - Civilian	50102040 02															
Clothing/Uniform Allowance - Military/Uniformed Personnel	50102040 03															
Clothing/Uniform Allowance - Initial-Military/Uniformed Personnel	50102040 04															
Clothing/Uniform Allowance - Special-Military/Uniformed Personnel	50102040 05															
Subsistence Allowance	50102050 00															
Subsistence Allowance- Military/Uniformed Personnel	50102050 01															
Subsistence Allowance-Magna Carta Science & Technology	50102050 02															
Subsistence Allowance-Magna Carta for Public Health Workers	50102050 03															
Laundry Allowance-Magna Carta for Public Health Workers	50102060 04															
Productivity Incentive Allowance - Civilian	50102080 01															
Honoraria - Civilian	50102100 01	13,010,000.00	11,000,000.00	24,010,000.00	2,604,112.66	9,974,862.46	11,071,760.05		23,650,735.17	3,233,889.54	9,982,981.69	11,762,925.01		24,979,796.24	359,264.83	(1,329,061.07)
Longevity Pay - Civilian	50102120 01															
Overtime and Night Pay	50102130 00	4,300,000.00		4,300,000.00	917,029.27	267,087.15	256,665.55		1,440,781.97	227,664.97	133,634.42	252,547.81		613,847.20	2,859,218.03	826,934.77
Year end Bonus - Civilian	50102140 01															
Cash Gift - Civilian	50102150 01															
Personnel Benefit Contributions	50103000 00															
Retirement and Life Insurance	50103010 00															
Pag-ibig - Civilian	50103020 01															
Philhealth - Civilian	50103030 01															
ECIP - Civilian	50103040 01															
Other Personnel Benefits	50104000 00															
Pension Benefits - Civilian	50104010 01															
Pension Benefits - Military/Uniformed	50104010 02															
Retirement Gratuity - Civilian	50104020 01															
Retirement Benefits - Military/Uniformed	50104020 02															
Terminal Leave Benefits - Civilian	50104030 01															
Other Personnel Benefits	50104990 00															
Other Personnel Benefits	50104990 99	12,960,000.00	(2,000,000.00)	10,960,000.00	3,450,000.00	1,038,000.00	3,371,000.00		7,859,000.00	3,450,000.00	1,038,000.00	3,371,000.00		7,859,000.00	3,101,000.00	
		37,390,000.00	4,250,000.00	41,640,000.00	7,145,141.93	11,417,449.61	14,819,425.60	-	33,382,017.14	7,085,554.51	11,252,116.11	15,506,472.82	-	33,844,143.44	8,257,982.86	(462,126.30)

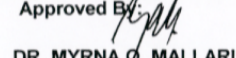
Particulars	UACS CODE	Approved Budget			Budget Utilization					Disbursements					BALANCES	
		Approved Budgeted Revenue	Adjustments (Additions, Reductions, Realignment)	Adjusted Budgeted Revenue	1st Quarter Ending March 31	2nd Quarter Ending June 30	3rd Quarter Ending Sept. 30	4th Quarter Ending Dec. 31	Total	1st Quarter Ending March 31	2nd Quarter Ending June 30	3rd Quarter Ending Sept. 30	4th Quarter Ending Dec. 31	Total	Unutilized Budget	Unpaid Utilizations Due and Demandable / Accounts Payable
1	2	3	4	5=[3+(-)4]	6	7	8	9	10=(6+7+8+9)	11	12	13	14	15 = (11+12+13+14)	16=(5-10)	17
Maintenance and Other Operating Expenses									-							
Traveling Expenses	50201000 00								-							
Travel Expenses-Local	50201010 00	2,257,500.00		2,257,500.00	127,890.92	760,716.51	504,440.69		1,393,048.12	127,890.92	129,265.49	680,479.69		937,636.10	864,451.88	455,412.02
Travel Expenses-Foreign	50201020 00	2,500,000.00	(500,000.00)	2,000,000.00	193,359.00	815,148.03	230,197.22		1,238,704.25		146,239.40	384,836.50		531,075.90	761,295.75	707,628.35
Training and Scholarship Expenses	50202000 00								-							
Training Expenses	50202010 00	3,726,250.00	(2,000,000.00)	1,726,250.00	269,452.48	527,705.76	218,428.62		1,015,586.86	167,978.00	234,587.29	723,240.00		1,125,805.29	710,663.14	(110,218.43)
Scholarship Grants / Expenses	50202020 00	3,526,250.00	(2,500,000.00)	1,026,250.00		494,995.00	72,600.00		567,595.00		30,000.00	47,600.00		77,600.00	458,655.00	489,995.00
Supplies and Materials Expenses	50203010 00								-							
Office Supplies Expenses	50203010 00	500,000.00	50,000.00	550,000.00	11,900.00	104,110.00	398,138.00		514,148.00		93,050.00	492,898.00		585,948.00	35,852.00	(71,800.00)
Accountable Forms Expenses	50203020 00			-					-					-	-	-
Animal/Zoological Supplies Expenses	50203040 00			-					-					-	-	-
Food Supplies Expenses	50203050 00			-					-					-	-	-
Drugs and Medicines Expenses	50203070 00			-					-					-	-	-
Medical, Dental and Laboratory Supplies Expenses	50203080 00			-					-					-	-	-
Fuel, Oil and Lubricants Expenses	50203090 00	250,000.00		250,000.00	387.00	547.27	300.00		1,234.27	387.00	547.27	750.00		1,684.27	248,765.73	(450.00)
Agricultural and Marine Supplies Expenses	50203100 00			-					-					-	-	-
Textbooks and Instructional Materials	50203110 01	500,000.00		500,000.00					37,539.00			2,000.00		2,000.00	462,461.00	35,539.00
Military and Police Supplies Expenses	50203120 00			-					-					-	-	-
Other Supplies Expenses	50203990 00	2,250,000.00	4,500,000.00	6,750,000.00	1,339,378.15	3,297,150.32	871,165.90		5,507,694.37	1,154,317.00	1,468,396.33	2,985,306.70		5,608,020.03	1,242,305.63	(100,325.66)
Utility Expenses	502010000 00								-							
Water Expenses	50204010 00	1,500,000.00	(1,000,000.00)	500,000.00					-					-	500,000.00	-
Electricity Expenses	50204020 00	1,500,000.00	(500,000.00)	1,000,000.00					-					-	1,000,000.00	-
Communication Expenses	50205000 00								-							
Postage and Deliveries	50205010 00			-					-					-	-	-
Telephone Expenses-Landline	50205020 02	750,000.00		750,000.00	223,620.59	101,030.94	101,166.04		425,817.57	223,620.59	101,030.94	101,166.04		425,817.57	324,182.43	-
Telephone Expenses-Mobile	50205020 01			-					-					-	-	-
Internet expenses	50205030 00	2,500,000.00		2,500,000.00	528,240.00	331,740.00	441,183.05		1,301,163.05	466,940.00	331,740.00	502,483.05		1,301,163.05	1,198,836.95	-
Cable, Satellite, Telegraph and Radio Expenses				-					-					-	-	-
Awards/Rewards Expenses	50206000 00								-							
Awards/Rewards Expenses	50206010 00	3,500,000.00	(1,000,000.00)	2,500,000.00	251,100.00	661,000.00	518,000.00		1,430,100.00	257,600.00	616,000.00	634,800.00		1,508,400.00	1,069,900.00	(78,300.00)
Confidential, Intelligence and Extraordinary Expenses	50210000 00								-							
Confidential Expenses	50210010 00			-					-					-	-	-
Intelligence Expenses	50210020 00			-					-					-	-	-
Extraordinary/Miscellaneous Expenses	50210030 00			-					-					-	-	-
Professional Services	50211000 00								-							
Legal Services	50211010 00	250,000.00		250,000.00		120,000.00			120,000.00			120,000.00		120,000.00	130,000.00	-
Auditing Services	50211020 00	50,000.00		50,000.00	1,350.00		11,700.00		13,050.00	1,350.00		11,700.00		13,050.00	36,950.00	-
Consultancy Services	50211030 00	1,500,000.00	(500,000.00)	1,000,000.00	816,326.53		122,448.98		938,775.51	80,000.00		613,877.55		693,877.55	61,224.49	244,897.96
Other Professional Services	50211990 00	22,110,000.00	2,000,000.00	24,110,000.00	10,070,514.06	11,223,969.08	9,620,771.64		30,915,254.78	9,411,165.48	10,768,925.32	10,636,999.65		30,817,090.45	(6,805,254.78)	98,164.33
General Services	50212000 00								-							
Environment/Sanitary Services	50212010 00			-					-					-	-	-
Janitorial Services	50212020 00	3,200,000.00		3,200,000.00	29,901.09	3,184.62	1,202,339.14		1,235,424.85	29,901.09	3,184.62	1,201,489.29		1,234,575.00	1,964,575.15	849.85
Security Services	50212030 00	3,200,000.00		3,200,000.00	76,205.68	79,978.28	1,577,600.71		1,733,784.67	64,523.28	46,510.56	1,603,275.62		1,714,309.46	1,466,215.33	19,475.21
Other General Services	50212990 00	2,000,000.00	600,000.00	2,600,000.00	166,554.75	76,700.61	2,537,016.91		2,780,272.27	155,021.10	160,688.84	2,476,759.47		2,792,469.41	(180,272.27)	(12,197.14)

Particulars	UACS CODE	Approved Budget			Budget Utilization					Disbursements					BALANCES	
		Approved Budgeted Revenue	Adjustments (Additions, Reductions, Realignment)	Adjusted Budgeted Revenue	1st Quarter Ending March 31	2nd Quarter Ending June 30	3rd Quarter Ending Sept. 30	4th Quarter Ending Dec. 31	Total	1st Quarter Ending March 31	2nd Quarter Ending June 30	3rd Quarter Ending Sept. 30	4th Quarter Ending Dec. 31	Total	Unutilized Budget	Unpaid Utilizations Due and Demandable / Accounts Payable
1	2	3	4	5=[3+(-)4]	6	7	8	9	10=(6+7+8+9)	11	12	13	14	15 = (11+12+13+14)	16=(5-10)	17
Repairs & Maintenance									-					-	-	-
Repairs and Maintenance - Building and Other Structures	50213040 00								-					-	-	-
Buildings	50213040 01								-					-	-	-
School Buildings	50213040 02	500,000.00		500,000.00					-					-	500,000.00	-
Other Structures	50213040 99								-					-	-	-
Repairs and Maintenance - Machinery and Equipment	50213050 00								-					-	-	-
Machinery	50213050 01	250,000.00		250,000.00					-	9,800.00		114,219.24		124,019.24	250,000.00	(124,019.24)
Office Equipment	50213050 02	500,000.00		500,000.00	9,800.00		134,287.24		144,087.24	-				-	355,912.76	144,087.24
ICT Equipment	50213050 03								-					-	-	-
Communication Equipment	50213050 07								-					-	-	-
Medical Equipment	50213050 11								-					-	-	-
Printing Equipment	50213050 12								-					-	-	-
Sports Equipment	50213050 13								-					-	-	-
Technical and Scientific Equipment	50213050 14								-					-	-	-
Other Machinery and Equipment	50213050 99			-					-					-	-	-
Repair and Maintenance - Transportation Equipment	50213060 00								-					-	-	-
Motor Vehicles	50213060 01	500,000.00		500,000.00	59,941.30	149,037.90	180,343.95		389,323.15	169,114.98	67,840.90	158,398.63		395,354.51	110,676.85	(6,031.36)
Other Transportation Equipments	50213060 99			-					-					-	-	-
Repairs and Maintenance - Furniture and Fixtures	50213070 00								-					-	-	-
Taxes, Insurance Premiums and Other Fees	50215000 00								-					-	-	-
Taxes, Duties and Licenses	50215010 00	75,000.00		75,000.00	550.00	8,975.00	800.00		10,325.00	550.00	4,125.00	3,800.00		8,475.00	64,675.00	1,850.00
Fidelity Bond Premiums	50215020 00			-					-					-	-	-
Insurance Expenses	50215030 00	750,000.00	500,000.00	1,250,000.00	345,492.27	4,206.69	749,055.24		1,098,754.20	29,719.24	16,929.32	1,044,725.94		1,091,374.50	151,245.80	7,379.70
Other Maintenance and Operating Expenses	50299000 00								-					-	-	-
Advertising Expenses	50299010 00	150,000.00		150,000.00	24,259.20	49,795.20	17,768.00		91,822.40	24,259.20	49,795.20	17,768.00		91,822.40	58,177.60	-
Printing and Publication Expenses	50299020 00	300,000.00	150,000.00	450,000.00	199,380.00	147,300.00	37,500.00		384,180.00	1,080.00		147,300.00		148,380.00	65,820.00	235,800.00
Representation Expenses	50299030 00		100,000.00	100,000.00		50,000.00			50,000.00			50,000.00		50,000.00	50,000.00	-
Rent	50299050 03	500,000.00	250,000.00	750,000.00	130,325.00	361,800.00	156,900.00		649,025.00	14,000.00	478,125.00	87,500.00		579,625.00	100,975.00	69,400.00
Membership Dues and Contributions to Organizations	50299060 00	1,100,000.00	(500,000.00)	600,000.00	5,833.33		1,000.00		6,833.33	5,833.33				5,833.33	593,166.67	1,000.00
Subscription Expenses	50299070 00	1,200,000.00	250,000.00	1,450,000.00			1,350,272.00		1,350,272.00			493,472.00		493,472.00	99,728.00	856,800.00
Donations	50299080 00			-					-		1,500.00			1,500.00	-	(1,500.00)
Litigation/Acquired Assets Expenses	50299090 00								-					-	-	-
Other Maintenance and Operating Expenses	50299990 00								-					-	-	-
Website Maintenance	50299990 01								-					-	-	-
Other Maintenance and Operating Expenses	50299990 99	14,555,000.00		14,555,000.00	3,446,872.41	2,446,232.81	3,605,578.15		9,498,683.37	1,508,684.25	1,314,400.20	4,096,565.85		6,919,650.30	5,056,316.63	2,579,033.07
		77,950,000.00	(100,000.00)	77,850,000.00	18,328,633.76	21,815,324.02	24,698,540.48	-	64,842,498.26	13,903,735.46	16,062,881.68	29,433,411.22	-	59,400,028.36	13,007,501.74	5,442,469.90
Financial Expenses	50301000 00								-					-	-	-
Management Supervision/Trusteeship Fees	50301010 00								-					-	-	-
Interest Expenses	50301020 00								-					-	-	-
Interest Paid to Non Residents	50301020 01								-					-	-	-
Interest Paid to Residents other than General Government	50301020 02								-					-	-	-
Interest Paid to other General Government Units	50301020 03								-					-	-	-
Guarantee Fees	50301030 00								-					-	-	-
Bank Charges	50301040 00								-	206.00	103.00	257.50		566.50	-	(566.50)
Commitment fees	50301050 00								-					-	-	-
Other financial charges	50301990 00								-					-	-	-
		-	-	-	-	-	-	-	-	206.00	103.00	257.50	-	566.50	-	(566.50)

Particulars	UACS CODE	Approved Budget			Budget Utilization					Disbursements					BALANCES	
		Approved Budgeted Revenue	Adjustments (Additions, Reductions, Realignment)	Adjusted Budgeted Revenue	1st Quarter Ending March 31	2nd Quarter Ending June 30	3rd Quarter Ending Sept. 30	4th Quarter Ending Dec. 31	Total	1st Quarter Ending March 31	2nd Quarter Ending June 30	3rd Quarter Ending Sept. 30	4th Quarter Ending Dec. 31	Total	Unutilized Budget	Unpaid Utilizations Due and Demandable / Accounts Payable
1	2	3	4	5=[3+(-)4]	6	7	8	9	10=(6+7+8+9)	11	12	13	14	15 = (11+12+13+14)	16=(5-10)	17
Capital Outlay									-							
Property, Plant and Equipment Outlay									-							
Building and Other Structures Outlay	50604040 00								-							
Land									-							
Buildings	50604040 01								-							
School Buildings	50604040 02	14,320,000.00	3,000,000.00	17,320,000.00		11,657,101.30	3,668,978.36		15,326,079.66			2,078,144.74		2,078,144.74	1,993,920.34	13,247,934.92
Hospitals and Health Centers	50604040 03								-							
Markets	50604040 04								-							
Slaughterhouses	50604040 05								-							
Hostels and Dormitories	50604040 06								-							
Ground Water Monitoring Stations	50604040 07								-							
Other Structures	50604040 99	10,255,000.00	(2,500,000.00)	7,755,000.00	4,606,336.67		591,286.42		5,197,623.09			591,286.42		591,286.42	2,557,376.91	4,606,336.67
Machinery and Equipment Outlay	50604050 00								-							
Machinery	50604050 01	3,500,000.00	(650,000.00)	2,850,000.00	717,155.66		22,000.00		739,155.66			119,025.00		119,025.00	2,110,844.34	620,130.66
Office Equipment	50604050 02	2,500,000.00	500,000.00	3,000,000.00	1,874,537.00	503,995.00	410,200.00		2,788,732.00	56,200.00		410,200.00		466,400.00	211,268.00	2,322,332.00
Information and Communication Technology Equipmt.	50604050 03	11,645,000.00		11,645,000.00	4,435,296.11	2,823,561.00	2,218,662.00		9,477,519.11	75,990.00		1,695,900.00		1,771,890.00	2,167,480.89	7,705,629.11
Agricultural and Forestry Equipment	50604050 04								-							
Marine and Fishery Equipment	50604050 05								-							
Airport Equipment	50604050 06								-							
Communication Equipment	50604050 07	2,000,000.00	(500,000.00)	1,500,000.00	63,168.00	38,924.00			102,092.00						1,397,908.00	102,092.00
Construction and Heavy Equipment	50604050 08								-							
Disaster Response and Rescue Equipment	50604050 09								-							
Military, Police and Security Equipment	50604050 10								-							
Medical Equipment	50604050 11								-							
Printing Equipment	50604050 12								-							
Sports Equipment	50604050 13	6,990,000.00	(2,500,000.00)	4,490,000.00					-						4,490,000.00	
Technical and Scientific Equipment	50604050 14	6,250,000.00	(1,500,000.00)	4,750,000.00	85,000.00	498,000.00	170,000.00		753,000.00			183,315.00		183,315.00	3,997,000.00	569,685.00
Other machinery and Equipment	50604050 99		500,000.00	500,000.00		262,030.00			262,030.00						237,970.00	262,030.00
Transportation and Equipment Outlay	50604060 00								-							
Motor Vehicles	50604060 01								-							
Trains	50604060 02								-							
Aircrafts and aircrafts ground equipment	50604060 03								-							
Watercrafts	50604060 04								-							
Other transportation equipment	50604060 99								-							
Furniture, fixtures and Books Outlay	50604070 00								-							
Furniture and fixture	50604070 01	1,500,000.00	(500,000.00)	1,000,000.00	22,000.00				22,000.00	78,559.60		534,530.00		613,089.60	978,000.00	(591,089.60)
Books	50604070 02	250,000.00		250,000.00					-						250,000.00	
Other Property, Plant and Equipment Outlay	50604090 00								-							
Work/Zoo Animals	50604090 01								-							
Other property, Plant and Equipment	50604090 02	250,000.00		250,000.00	21,840.00				21,840.00						228,160.00	21,840.00
		59,460,000.00	(4,150,000.00)	55,310,000.00	11,825,333.44	15,783,611.30	7,081,126.78	-	34,690,071.52	210,749.60	-	5,612,401.16	-	5,823,150.76	20,619,928.48	28,866,920.76
B. AUTOMATIC APPROPRIATIONS									-							
Retirement and Life Insurance	50103010 00								-							
									-							
TOTAL CURRENT YEAR BUDGET /APPROPRIATIONS		174,800,000.00	-	174,800,000.00	37,299,109.13	49,016,384.93	46,599,092.86	-	132,914,586.92	21,200,245.57	27,315,100.79	50,552,542.70	-	99,067,889.06	41,885,413.08	33,846,697.86

Certified Correct:

JESUS S. DANGANAN
 Budget Officer
 Date:

Certified Correct:

JOHN ERWIN C. PANLILIO
 Chief Accountant
 Date:

Approved By:

DR. MYRNA Q. MALLARI
 President
 Date: